






# E-21 single use fluid management system

## How to Use



**E-21 Motorized Medical Irrigator is a single-use medical irrigator that combines a pump and tubing set to set the proper pressure for arthroscopic (spine, shoulder, hip, knee) surgery.**

- 1** Insert Saline Supply Line Tip to Saline Solution / Connect Spray tip to the endoscope or placed in the scope
 
- 2** Press Power button  
Press Mode button to set the pressure value
 
- 3** Pressing Enter once  
Show current mode
 
- 4** Pressing Enter One More Time  
Start Action
 
- 5** When changing pressure during use  
Mode button - Mode button after pressure change (save pressure value)  
Press Enter to operate
 